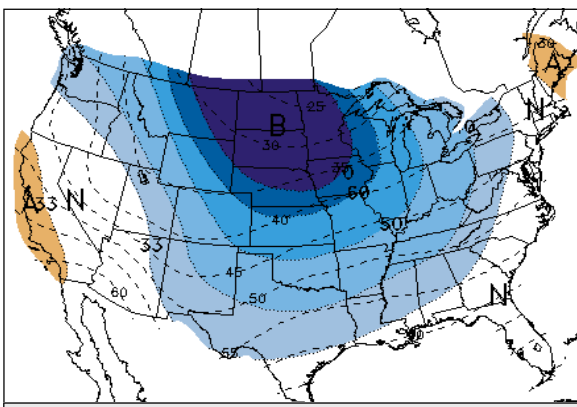


NYMEX Commodities

	11/10	11/03	Δ	Year Ago
Crude Oil, Dec. 2010	\$87.81	\$84.69	\$3.12	\$79.05
Natural Gas, Dec. 2010	\$4.05	\$3.84	\$0.21	\$4.47
Gas (RBOB), Dec. 2010	\$2.24	\$2.14	\$0.10	\$1.97
Heating Oil, Dec. 2010	\$2.44	\$2.33	\$0.11	\$2.05

Platts-ICE Forward Curve, Electricity

Prompt: Nov. 2010	11/10	11/03	Δ	Year Ago
Mass. Hub	\$53.50	\$49.50	\$4.00	\$51.50
N.Y. Zone G	\$55.00	\$51.50	\$3.50	\$54.25
PJM West	\$45.75	\$44.00	\$1.75	\$43.75
ERCOT	\$34.25	\$31.50	\$2.75	\$35.75

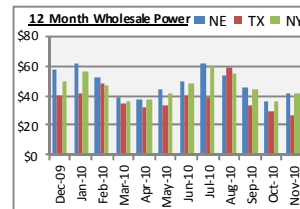


NYMEX Natural Gas Strip Averages

Prompt: Dec. 2010	11/10	11/03	Δ
Q1 2011	\$4.24	\$4.09	\$0.14
Summer '11	\$4.33	\$4.21	\$0.12
Winter '10-'11	\$4.18	\$4.01	\$0.17
Cal. Yr. 2011	\$4.39	\$4.27	\$0.12
Cal. Yr. 2012	\$5.03	\$4.99	\$0.04
Cal. Yr. 2013	\$5.36	\$5.32	\$0.04
12 Months	\$4.31	\$4.18	\$0.13
24 Months	\$4.65	\$4.56	\$0.09
36 Months	\$4.88	\$4.81	\$0.07

Natural Gas Falls, Snapping Rally, as Supplies Rise to Record

Natural gas futures fell for the first time in five days after a government report showed that U.S. stockpiles rose to a record last week. Gas inventories increased 19 billion cubic feet in the week ended Nov. 5 to 3.84 trillion cubic feet, the Energy Department said today, topping the record set in last November. U.S. gas output this year will rise to the highest level in 37 years, the department forecast yesterday in its monthly Short Term Energy Outlook. Natural gas for December delivery fell 16.4 cents, or 3.9 percent, to settle at \$4.046 per million British thermal units on the New York Mercantile Exchange. Gas futures have declined 27 percent this year. Last week's storage increase was smaller than the five-year average gain of 30 billion cubic feet, department data showed. A surplus to the five-year average fell to 9.8 percent from 10.2



percent the previous week. A surplus to year-earlier supplies narrowed to 0.8 percent from 1 percent. Henry Hub gas will average \$4.31 per million Btu next year, down 5.9 percent from October's estimate of \$4.58, the department said. Temperatures will be below average next week across much of the U.S., according to the National Weather

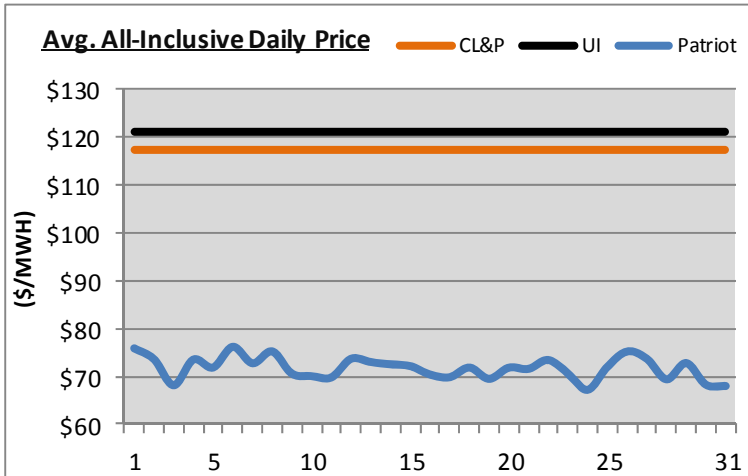
Service. About 52 percent of U.S. households use natural gas for heating. *Patriot Energy encourages all clients to assess their exposure to energy markets to determine if now is an opportune time to extend contracts or develop forward looking strategies given unique business circumstances. Regardless of one's view on whether energy prices will rise or fall, all should determine if there is an opportunity to save money to mitigate risk. Contact your Account Representative to explore all current offers and discuss market conditions.*

Oil Rises to Two-Year High as U.S. Supplies Drop, China Processing Gains

Oil traded near its highest price in two years in New York after U.S. crude inventories unexpectedly declined and investors bet that demand is increasing in China, the world's biggest energy user. Crude gained for a second day after the Energy Department said stockpiles fell 3.27 million barrels last week to 364.9 million. Supplies were forecast to increase 1.5 million barrels. Chinese refiners processed 12 percent more crude in October than a year earlier, according to China Mainland Marketing Research Co. Oil for December delivery rose as much as 82 cents, or 0.9 percent, to \$88.63 a barrel on the New York Mercantile Exchange. That's the highest price since Oct. 9, 2008. The contract was at \$88.06 at 1:14 p.m. London time. China's state oil companies are boosting processing in a bid to ease diesel shortages in the country's south caused by factories and farmers using more fuel. China Petroleum & Chemi-

cal Corp., the nation's largest refiner, increased production to a record in October, parent China Petrochemical Corp. said on Nov. 4. New York futures are up about 1.4 percent this week and have advanced every day this month except for Nov. 9. Oil has rallied more than 10 percent in 2010 as shrinking fuel stockpiles in the U.S., the largest crude consumer, signaled a recovery in demand. The Organization of Petroleum Exporting Countries raised its 2011 forecast for global oil demand as industrial consumption recovers in developed countries including the U.S. and Germany. OPEC expects daily oil demand to grow by 1.2 million barrels to 86.95 million barrels next year, according to the producer's monthly report today. That's 120,000 barrels a day more than last month's forecast. Oil supplies at Cushing, Oklahoma, the delivery point for futures, fell 1.75 million barrels to 31.8 million, the biggest volume drop since September 2009.

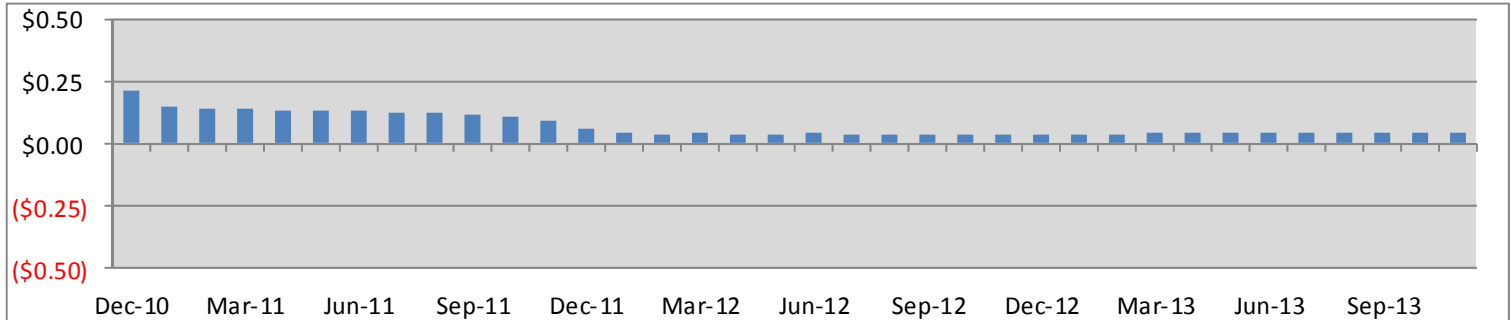
Connecticut - October Wholesale Electricity Tracker



The October cost of wholesale electricity established a new low for the year, declining 21 percent from the September settlement as demand for power remained minimal and the cost of natural gas fell to a 16 month low. Looking forward to November, the cost of wholesale electricity has historically traded in a range similar to the October settlement, especially in years like this when hurricane activity in the Gulf of Mexico has been limited. Market indicators are favorable, especially the low cost of natural gas, which is being pressured by domestic storage levels, which are higher than last year at this time and above the 5-year average. A colder than average November could push prices higher, but most forecasters are calling for a warmer than normal November for the Northeast.

NYMEX Natural Gas Week-to-Week Price Change

Prices from NYMEX close 11/03 to NYMEX close on 11/10



Patriot Energy Office Locations

MASSACHUSETTS

10 Tower Office Park, Suite 315
Woburn MA, 01801

201 Westfield Street, 2nd Floor
West Springfield MA, 01089

PENNSYLVANIA

3540 North Progress Ave, Ste. 203
Harrisburg, PA 17110

TEXAS

Midway Tower
4230 LBJ Freeway, Suite 612
Dallas TX, 75244

CONNECTICUT

45 Church Street
Stamford CT, 06906