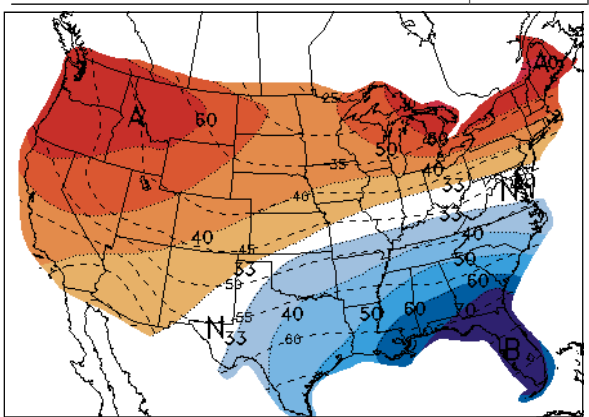


## NYMEX Commodities

	03/10	03/03	Δ	Year Ago
Crude Oil, Apr. 2010	\$82.09	\$80.87	\$1.22	\$45.71
Natural Gas, Apr. 2010	\$4.56	\$4.76	(\$0.20)	\$3.87
Gas (RBOB), Apr. 2010	\$2.29	\$2.25	\$0.04	\$1.30
Heating Oil, Apr. 2010	\$2.12	\$2.09	\$0.02	\$1.20

## Platts-ICE Forward Curve, Electricity

Prompt: Mar. 2010	03/10	03/03	Δ	Year Ago
Mass. Hub	\$46.25	\$49.75	(\$3.50)	\$43.50
N.Y. Zone G	\$48.25	\$53.00	(\$4.75)	\$53.25
PJM West	\$43.00	\$47.00	(\$4.00)	\$44.00
ERCOT	\$38.75	\$41.00	(\$2.25)	\$38.25



NOAA 6 to 10 Day Outlook: Color indicates the probability of forecasted temperatures being above or below a historical average for the period.

## NYMEX Natural Gas Strip Averages

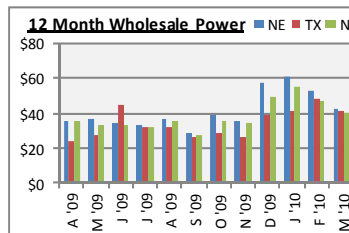
	03/10	03/03	Δ
Q2'10	\$4.63	\$4.82	(\$0.20)
Summer '10	\$4.84	\$5.03	(\$0.19)
Winter '10-'11	\$5.77	\$5.97	(\$0.20)
Cal. Yr. 2010	\$5.02	\$5.21	(\$0.20)
Cal. Yr. 2011	\$5.63	\$5.80	(\$0.16)
Cal. Yr. 2012	\$5.97	\$6.06	(\$0.09)
12 Months	\$5.14	\$5.33	(\$0.20)
24 Months	\$5.45	\$5.63	(\$0.18)
36 Months	\$5.65	\$5.79	(\$0.14)

## Natural Gas Drops to 15-Week Low on Ample Supply

Natural gas futures extended declines in New York after a weekly government report today showed supplies of the fuel will be ample during milder-than-normal weather at the end of the heating season. Inventories shrank 111 billion cubic feet in the week ended March 5. Supplies were 1.2 percent above the five-year average, unchanged from the last week's report. Natural gas for April delivery fell 8.7 cents, or 1.9 percent, to \$4.472 per million

British thermal units at 10:58 a.m. on the NYMEX. Above-normal temperatures will stretch from the Midwest to the Northeast through March 20, according to forecasts. About 52 percent of U.S. households rely on natural gas for heating. Futures will probably trade between \$4.50 and \$5 per million Btu as the cold-weather demand period ends this month and

inventories begin to increase in April, according to analysts. Wholesale electric market conditions have continued to improve through March 10th as warmer weather decreases demand for power. In New England wholesale power settled at \$42.11 per



MWH while New York pricing cleared at \$39.66 per MWH. MCEP prices in Texas settled at \$41.77 per MWH. Patriot Energy Group encourages all clients to assess their exposure to energy markets to deter-

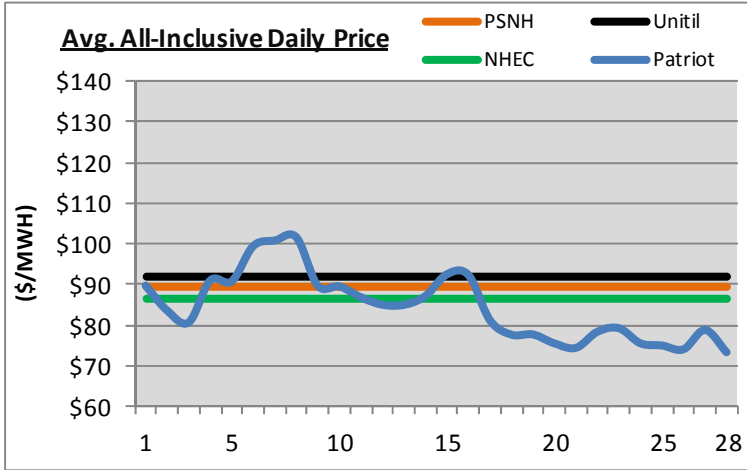
mine if now is an opportune time to extend contracts or develop forward looking strategies given business circumstances. Regardless of one's view on whether energy prices will rise or fall, all should determine if there is an opportunity to save money to mitigate risk. Contact your Account Representative to explore all current opportunities.

## OPEC to hold supply steady, oil price where it wants

OPEC is expected to leave oil output targets unchanged when it meets in Vienna next week, as a price around \$80 and hope that a rebounding world economy will burn more fuel override concern about oversupply. U.S. crude futures traded above \$81 a barrel on Wednesday, down a couple of dollars from a 15-month high touched in January. The price has averaged \$78 this year, well above the \$62 of 2009 and enough to meet the budget needs of most of OPEC. With revenues rising and the price just above the \$70 to \$80 range that top producer Saudi Arabia has targeted as fair, there is little reason for OPEC to change course. Many members would have the luxury of running a fiscal surplus this year, in stark contrast to the situation in much of the rest of the world, where governments are facing the huge debts they ran up to nurse economies through recession. "OPEC will maintain the same production levels," Imad al-

Atiqi, a member of Kuwait's Supreme Petroleum Council, said on Wednesday, with prices around the "desired level" of \$70 to \$80 a barrel. Weakness in physical oil markets would remain a concern for oil ministers, and they were likely to repeat the call made in previous meetings for members to improve their adherence to existing supply curbs to help address oversupply. "There is too much oil on the market," said Sadad al-Husseini, a former top official at state oil giant Saudi Aramco. "But you can't really drop quotas when quotas are so far below what they are actually producing." High prices have encouraged OPEC to quietly increase output, regardless of targets. The group pumped at a 14-month high in February, according to a Reuters survey. Oil inventories have fallen as cold winter weather has encouraged fuel use. The group is hoping recovering demand in the second half of the year would mop up inventories and absorb higher supply.

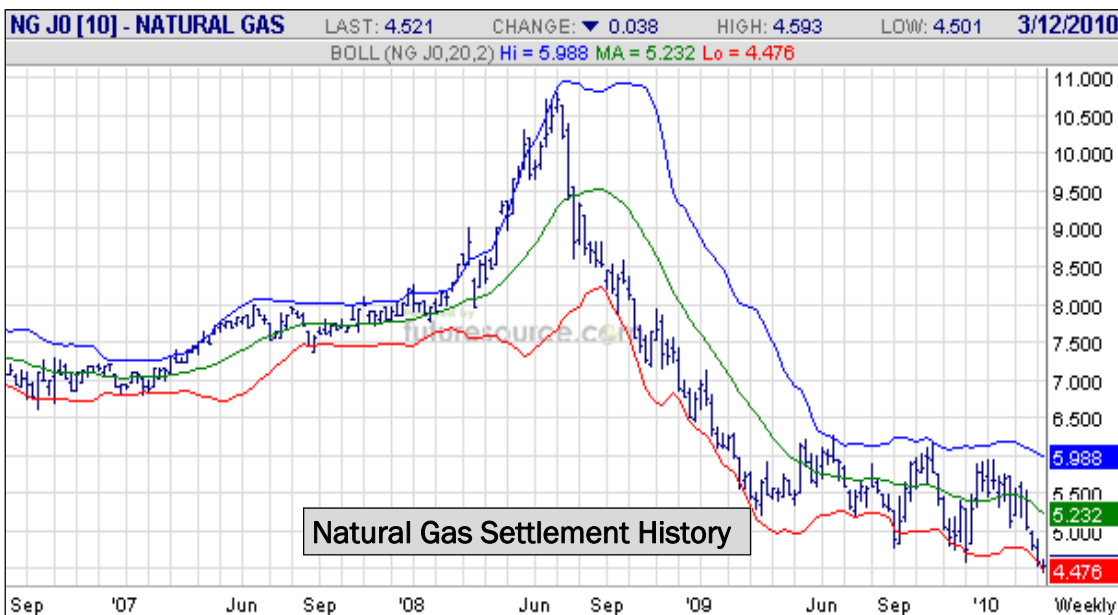
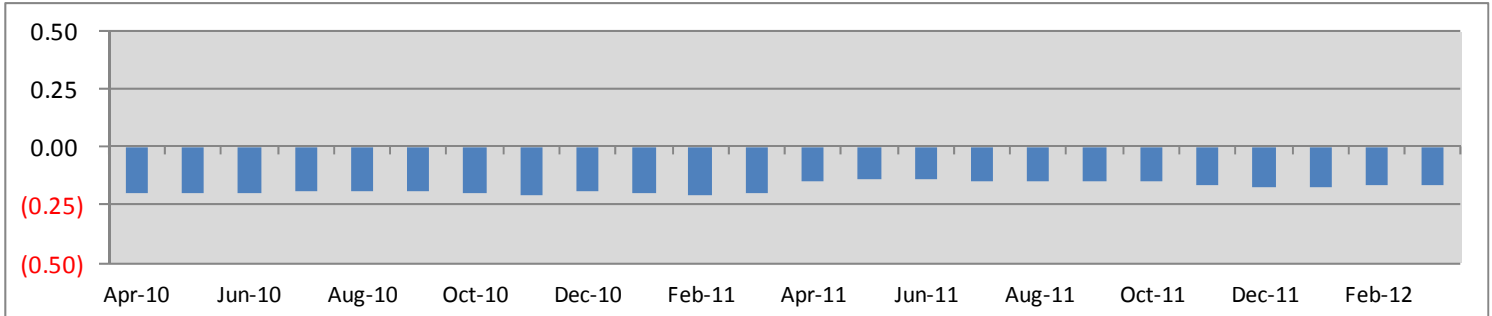
## New Hampshire - February Wholesale Electricity Tracker



Wholesale electric market conditions improved in February as bitter winter temperatures subsided. The resulting reduction in demand for power led to a 12 percent slide from the January rate settlement. We estimate that the average customer "floating" on the market saved approximately 6 percent on their electric supply cost for February in comparison to the utilities hedged basic service costs. The daily high temperature has historically risen 10 degrees on average between March 1st and March 31st. This is excellent news for wholesale power purchasers as the spring "shoulder season" is typically when electric costs are near their lowest as overall demand falls when temperatures are mild. Patriot Energy anticipates that March will be a great month for customers currently "floating" on our Independence and Liberty programs.

## NYMEX Natural Gas Week-to-Week Price Change

Prices from NYMEX close 03/03 to NYMEX close on 03/10



### Patriot Energy Office Locations

#### MASSACHUSETTS

10 Tower Office Park, Suite 315  
Woburn MA, 01801

201 Westfield Street, 2nd Floor  
West Springfield MA, 01089

#### PENNSYLVANIA

3540 North Progress Ave, Ste. 203  
Harrisburg, PA 17110

#### TEXAS

Midway Tower  
4230 LBJ Freeway, Suite 612  
Dallas TX, 75244

#### CONNECTICUT

45 Church Street  
Stamford CT, 06906