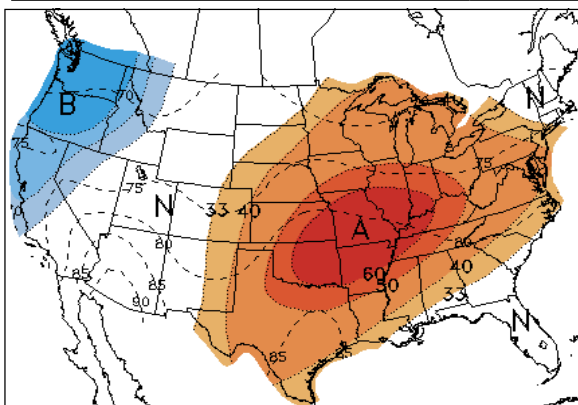


NYMEX Commodities

	07/14	07/07	Δ	Year Ago
Crude Oil, Aug. 2010	\$77.04	\$74.40	\$2.64	\$59.52
Natural Gas, Aug. 2010	\$4.31	\$4.56	(\$0.25)	\$3.43
Gas (RBOB), Aug. 2010	\$2.07	\$2.03	\$0.04	\$1.64
Heating Oil, Aug. 2010	\$2.04	\$1.97	\$0.07	\$1.51

Platts-ICE Forward Curve, Electricity

Prompt: Aug 2010	07/14	07/07	Δ	Year Ago
Mass. Hub	\$65.50	\$57.25	\$8.25	\$39.75
N.Y. Zone G	\$74.75	\$68.75	\$6.00	\$46.75
PJM West	\$71.00	\$63.50	\$7.50	\$46.00
ERCOT	\$50.50	\$56.50	(\$6.00)	\$48.75

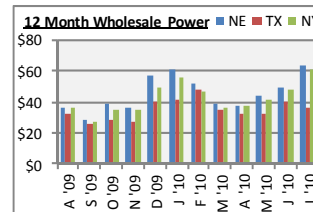


NYMEX Natural Gas Strip Averages

	07/14	07/07	Δ
Q3'10	\$4.34	\$4.61	(\$0.27)
Summer '10	\$4.31	\$4.58	(\$0.26)
Winter '10-'11	\$5.12	\$5.36	(\$0.23)
Balance 2010	\$4.65	\$4.91	(\$0.26)
Cal. Yr. 2011	\$5.22	\$5.40	(\$0.18)
Cal. Yr. 2012	\$5.60	\$5.70	(\$0.10)
12 Months	\$4.84	\$5.06	(\$0.23)
24 Months	\$5.14	\$5.32	(\$0.18)
36 Months	\$5.34	\$5.48	(\$0.15)

Natural Gas Futures Rally After EIA Storage Data

Natural gas prices rallied on Thursday after a government report showed an increase in natural gas in storage on the lower side of expectations. August natural gas added 18 cents, or 4.2%, to \$4.48 per million British thermal units, after swerving in and out positive territory earlier. The Energy Information Administration on Thursday reported an increase of 78 billion cubic feet to the nation's stockpiles of natural gas. Analysts polled had expected an increase of 78 to 82 billion cubic feet. That compares to an increase of 88 billion cubic feet in the same week last year and a five-year average of 89 billion cubic feet. Market participants closely monitor these weekly reports because they provide an indication of the balance between gas supply and demand and traders will typically buy or sell contracts based on their expectations. Meanwhile, forecasters



are predicting hot weather over the next few weeks. In addition to giving natural gas demand a boost, hot weather can also slow the rate at which gas is injected into storage and reduce the storage surplus relative to historical levels. The average cost of wholesale power through July 14th has been elevated as temperatures reached record highs, creating additional electric demand to satisfy air conditioning. Patriot Energy Group encourages all clients to assess their exposure to energy

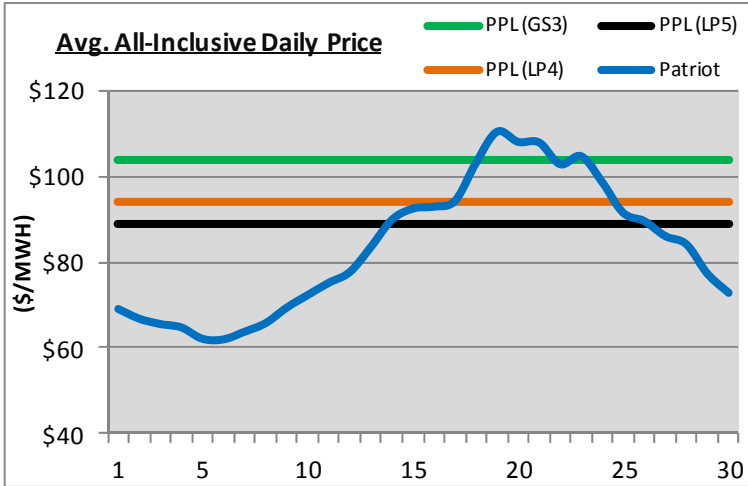
markets to determine if now is an opportune time to extend contracts or develop forward looking strategies given unique business circumstances. Regardless of one's view on whether energy prices will rise or fall, all should determine if there is an opportunity to save money to mitigate risk. Contact your Account Representative to explore all current opportunities.

OPEC Forecasts Oil Demand to Increase 1.2% Next Year

The Organization of Petroleum Exporting Countries forecast that global oil demand will grow in 2011 at about the same rate as this year, led by developing economies such as China and India. Worldwide crude oil consumption will increase by 1.05 million barrels a day, or 1.2 percent, next year to average 86.41 million barrels a day, the organization's Vienna-based secretariat said today in its first assessment for 2011. This year OPEC predicts demand will grow 950,000 barrels a day, or 1.1 percent driven by countries outside the Organization for Economic Cooperation and Development. "The global economic recovery, which is expected to start during the second half of 2010, is projected to continue through the whole of 2011," OPEC said in the Monthly Oil Market Report. "As in the current year, next year's oil demand growth will take place in the non-OECD, mainly China, India, the Middle East

and Latin America." Crude demand is recovering around the world from a two-year slump, the steepest since the 1980s, triggered by the financial crisis and ensuing recession. Oil futures on the New York Mercantile Exchange traded close to \$77 a barrel today following a 78 percent rebound last year. OPEC, responsible for 40 percent of global oil output, is anticipating less demand growth next year than the adviser to consuming OECD nations, the International Energy Agency. Two days ago, the Paris-based IEA forecast that oil usage will advance 1.3 million barrels, or 1.6 percent, to 87.8 million a day in 2011. OPEC predicted that producers outside the group will expand their supplies in 2011 by less than this year's shipments. As a result, the world's need for crude from OPEC will increase. OPEC expects it will need to pump an average of 28.8 million barrels a day in 2011 to balance supply and demand, or 200,000 a day more than this year.

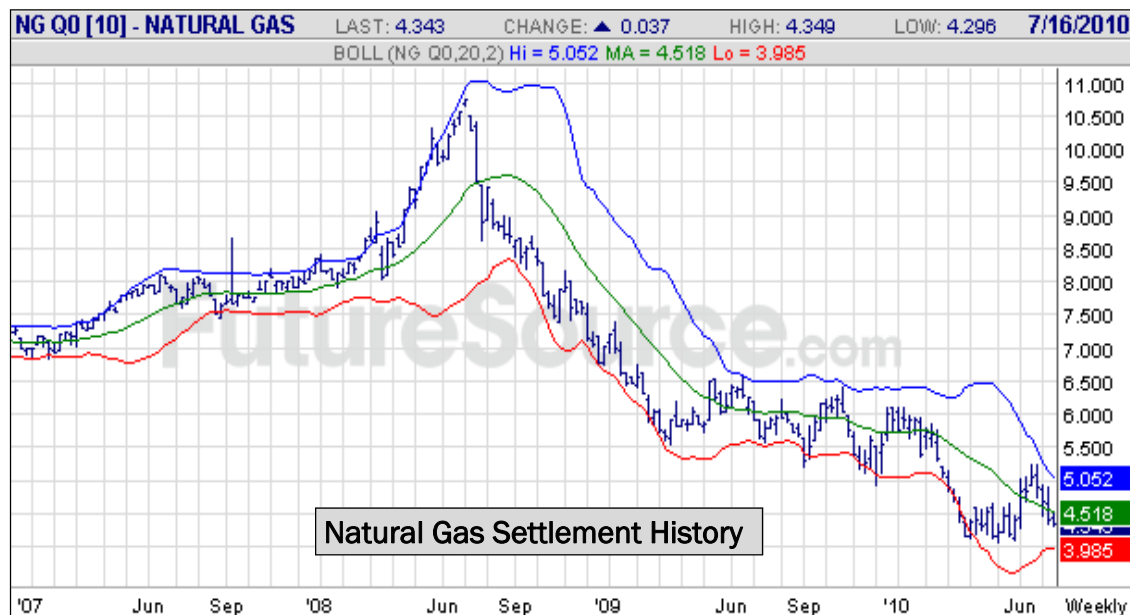
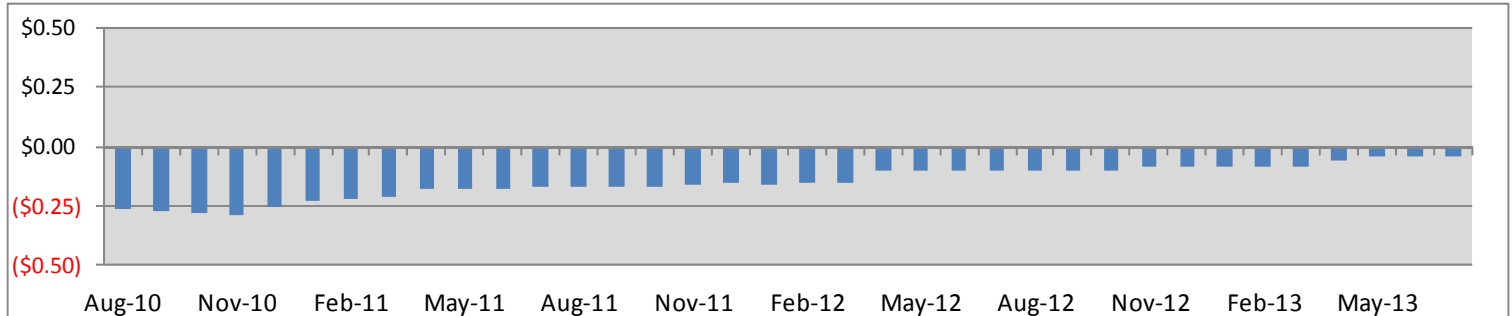
PPL - June Wholesale Electricity Tracker



As anticipated, the cost of wholesale electricity rose in June as warm summer weather arrived. Elevated temperatures and higher market prices for natural gas led to a 16 percent increase from the May rate settlement. Despite the increase, we estimate that the average customer "floating" on the market saved approximately 19 percent on their electric supply cost last month in comparison to the utilities hedged basic service costs. The NOAA is predicting an equal chance of above or below average temperatures for the Northeast in July. Markets will keep an eye on summer heat, which will spur additional gas demand for electricity generation for air conditioning, and a busy hurricane season could threaten natural gas supplies in the Gulf of Mexico. Both could contribute to higher wholesale electricity costs and market volatility.

NYMEX Natural Gas Week-to-Week Price Change

Prices from NYMEX close 07/07 to NYMEX close on 07/14



Patriot Energy Office Locations

MASSACHUSETTS

10 Tower Office Park, Suite 315
Woburn MA, 01801

201 Westfield Street, 2nd Floor
West Springfield MA, 01089

PENNSYLVANIA

3540 North Progress Ave, Ste. 203
Harrisburg, PA 17110

TEXAS

Midway Tower
4230 LBJ Freeway, Suite 612
Dallas TX, 75244

CONNECTICUT

45 Church Street
Stamford CT, 06906