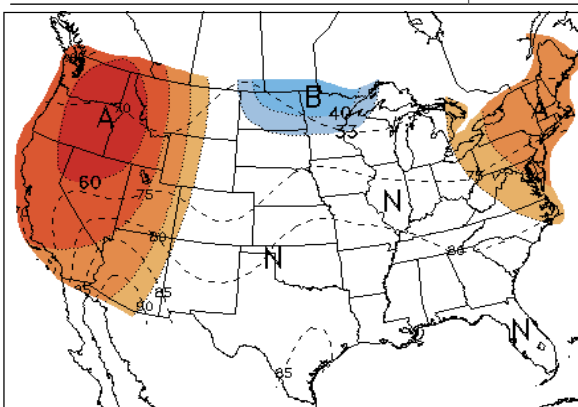


## NYMEX Commodities

	07/07	06/30	Δ	Year Ago
Crude Oil, Aug. 2010	\$74.40	\$75.63	(\$1.23)	\$62.93
Natural Gas, Aug. 2010	\$4.56	\$4.61	(\$0.05)	\$3.43
Gas (RBOB), Aug. 2010	\$2.03	\$2.06	(\$0.04)	\$1.73
Heating Oil, Aug. 2010	\$1.97	\$1.98	(\$0.01)	\$1.60

## Platts-ICE Forward Curve, Electricity

Prompt: Aug 2010	07/07	06/30	Δ	Year Ago
Mass. Hub	\$62.50	\$58.00	\$4.50	\$41.50
N.Y. Zone G	\$71.00	\$69.00	\$2.00	\$49.25
PJM West	\$66.50	\$64.00	\$2.50	\$47.50
ERCOT	\$52.00	\$54.00	(\$2.00)	\$54.75



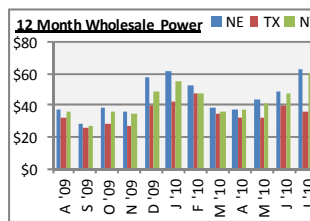
NOAA 6 to 10 Day Outlook: Color indicates the probability of forecasted temperatures being above or below a historical average for the period.

## NYMEX Natural Gas Strip Averages

	07/07	06/30	Δ
Q3'10	\$4.61	\$4.67	(\$0.06)
Summer '10	\$4.58	\$4.63	(\$0.06)
Winter '10-'11	\$5.36	\$5.36	(\$0.00)
Balance 2010	\$4.91	\$4.94	(\$0.03)
Cal. Yr. 2011	\$5.40	\$5.39	\$0.01
Cal. Yr. 2012	\$5.70	\$5.70	\$0.01
12 Months	\$5.06	\$5.07	(\$0.01)
24 Months	\$5.32	\$5.33	(\$0.00)
36 Months	\$5.48	\$5.49	(\$0.00)

## Natural Gas Reserves Grow More Than Expected

Government figures released Thursday show natural gas stockpiles grew last week more than analysts expected. The Energy Department's Energy Information Administration said in its weekly report that natural gas inventories held in underground storage in the lower 48 states increased by 78 billion cubic feet to 2.762 trillion cubic feet for the week ended July 2. The government said the natural gas stockpiles were 11.5 percent above the five-year average of 2.477 trillion cubic feet. Analysts forecast that natural gas in storage would increase by 70 billion cubic feet to 74 billion cubic feet, according to a survey of analysts. Natural gas prices fell 18.8 cents to \$4.377 per 1,000 cubic feet on the NYMEX. Crude oil rose to a one week high as U.S. inventories tumbled after Hurricane Alex disrupted output and deliveries in the Gulf of Mexico.



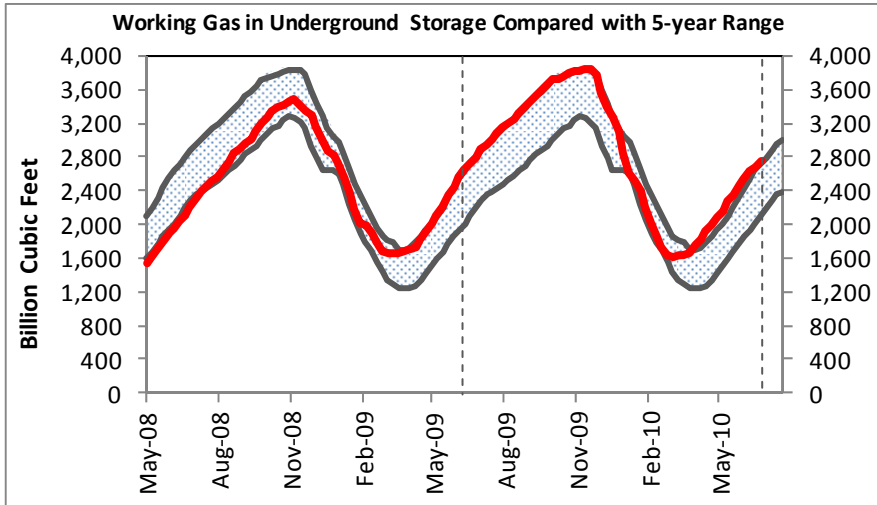
Jobless claims also fell. Inventories dropped 4.96 million barrels to 358.2 million, the biggest decline since September, the Energy Department said. Stockpiles were forecast to decrease by 2 million barrels. Wholesale power averages through July 8th have been elevated as record breaking temperatures along the east coast have spurred additional electric demand for air conditioning. Patriot Energy Group encourages all clients to assess their exposure to energy markets to determine if now is an opportune time to extend contracts or develop forward looking strategies given unique business circumstances. Regardless of one's view on whether energy prices will rise or fall, all should determine if there is an opportunity to save money to mitigate risk. Contact your Account Representative to explore all current opportunities.

## Analysts Forecast Big Gains for Natural Gas with Heat, Hurricanes

The hottest U.S. summer in three years and the start of hurricane season means analysts are forecasting the biggest gains in natural-gas futures since 2005 for the six months ending in September. Gas may climb 27 percent from the first quarter to \$4.90 per million British thermal units, according to the median of 13 analyst forecasts in a survey, extending a 19 percent gain in the three months through June 30. The estimates ranged from \$4 to \$5.50. August-delivery gas fell 11.7 cents, or 2.5 percent, to \$4.565 per million Btu yesterday on the New York Mercantile Exchange. America's fourth-hottest June on record and temperatures at a record 103 degrees Fahrenheit have cut inventory gains just as meteorologist forecasts for the highest number of named Atlantic storms in five years raise concerns about supply disruptions in the Gulf of Mexico. Supplies dropped below year-earlier

levels last month for the first time since April, according to the Energy Department. Temperatures were forecast to reach 100 degrees or feel worse from Virginia to Maine, with Washington expected to hit 102 degrees today and 101 degrees tomorrow, and remain at 90 or above until the weekend. Gas has risen 33 percent from a year ago, compared with an 18 percent rise for crude oil, according to data compiled by Bloomberg. Prices almost doubled in the second and third quarters of 2005 after hurricanes Katrina and Rita destroyed 113 platforms in the Gulf of Mexico and damaged 457 gas and oil pipelines. Gas rallied 82 percent in the six-month period and reached a record \$15.78 that December. Gas in the Gulf of Mexico represents about 10 percent of U.S. production, down from 17 percent in 2005, Energy Department data show. The reduced reliance, and the prospect of power producers switching to cheaper coal, may cap gains.

## EIA - Weekly Natural Gas Storage Report

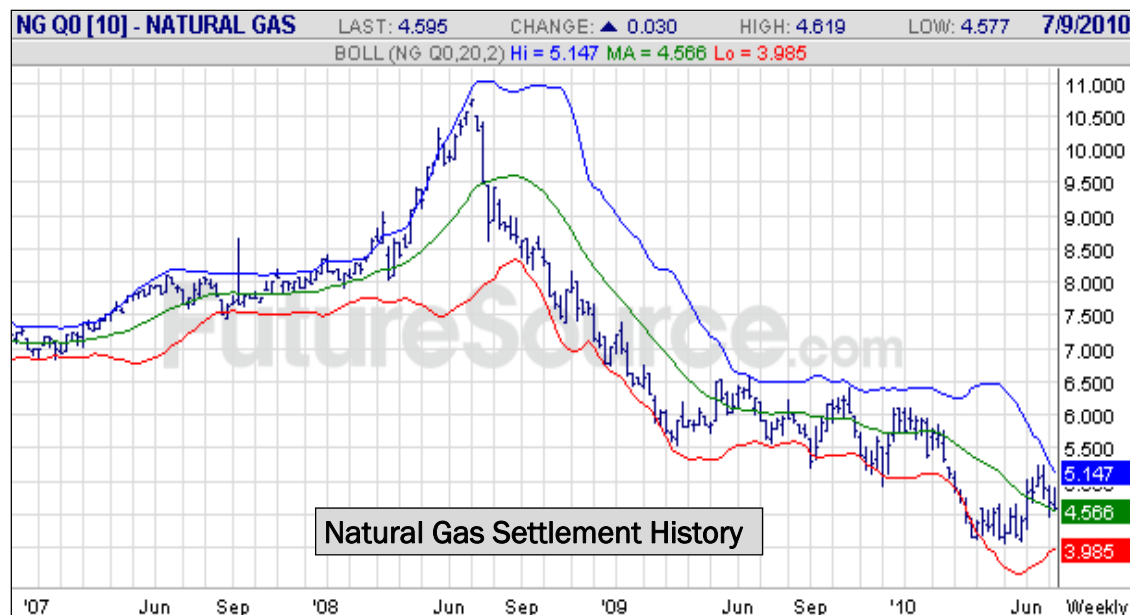
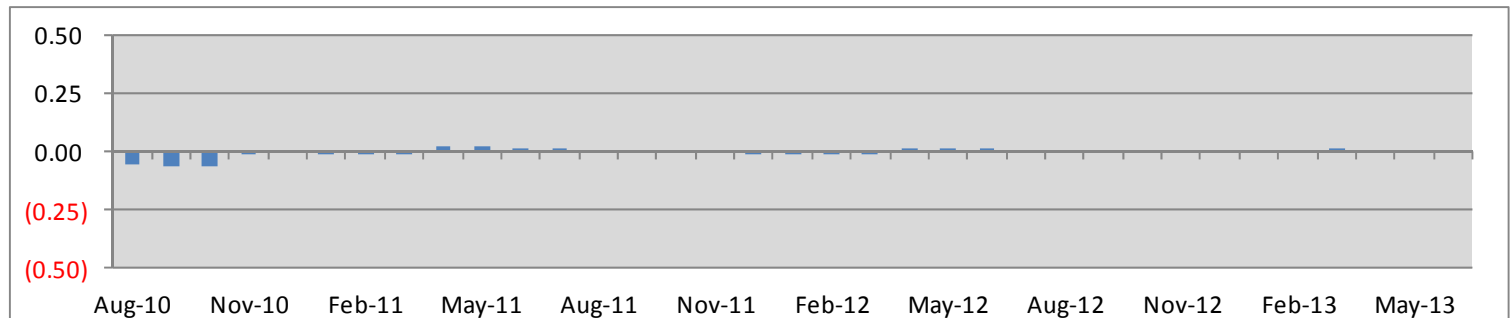


### Summary

Working gas in storage was 2,762 Bcf as of Friday, July 2, 2010, according to EIA estimates. This represents a net increase of 78 Bcf from the previous week. Stocks were 23 Bcf less than last year at this time and 285 Bcf above the 5-year average of 2,477 Bcf. In the East Region, stocks were 64 Bcf above the 5-year average following net injections of 48 Bcf. Stocks in the Producing Region were 128 Bcf above the 5-year average of 834 Bcf after a net injection of 19 Bcf. Stocks in the West Region were 93 Bcf above the 5-year average after a net addition of 11 Bcf. At 2,762 Bcf, total working gas is within the 5-year historical range.

## NYMEX Natural Gas Week-to-Week Price Change

Prices from NYMEX close 06/30 to NYMEX close on 07/07



### Patriot Energy Office Locations

#### MASSACHUSETTS

10 Tower Office Park, Suite 315  
Woburn MA, 01801

201 Westfield Street, 2nd Floor  
West Springfield MA, 01089

#### PENNSYLVANIA

3540 North Progress Ave, Ste. 203  
Harrisburg, PA 17110

#### TEXAS

Midway Tower  
4230 LBJ Freeway, Suite 612  
Dallas TX, 75244

#### CONNECTICUT

45 Church Street  
Stamford CT, 06906